



# Year 2: OAA – Outdoor Adventurous Activity

## Prior Learning

### Children have...

- Worked collaboratively as a pair and in small groups.
- Used and applied simple diagrams with pictures and symbols.
- Negotiated space and obstacles safely and effectively.
- Managed to change direction whilst travelling, in a variety of ways.






## Vocabulary

Teamwork, communication, travel, directions, symbols, key, equipment, map, map-reading, control, balance, relay, listening, colours, diagrams, speed, run, jump, challenge, orienteering, obstacle.

A key tells us what the colours and symbols mean on a map.

### Key

-  Bean bag
-  Cone
-  Quoit

Outdoor adventurous activities are fun tasks/ games that you take part in when you are outside.

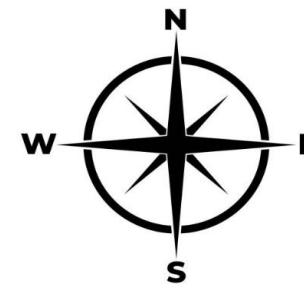
A map is a picture of an area of land.

## Sticky Knowledge



Some examples of outdoor adventurous activities include: team games, mountain biking, orienteering, problem solving and hiking.

The four main compass directions are: north, east, south, west.



## Legend [ Key ]

-  Open land
-  Rough open land with scattered trees
-  Vegetation
-  Hedgerow, bushes
-  Tree

Teamwork should involve:

- Listening to each other
- Communicating
- Working together
- Trying your best
- Being positive